

WEST HOUSTON IDPA



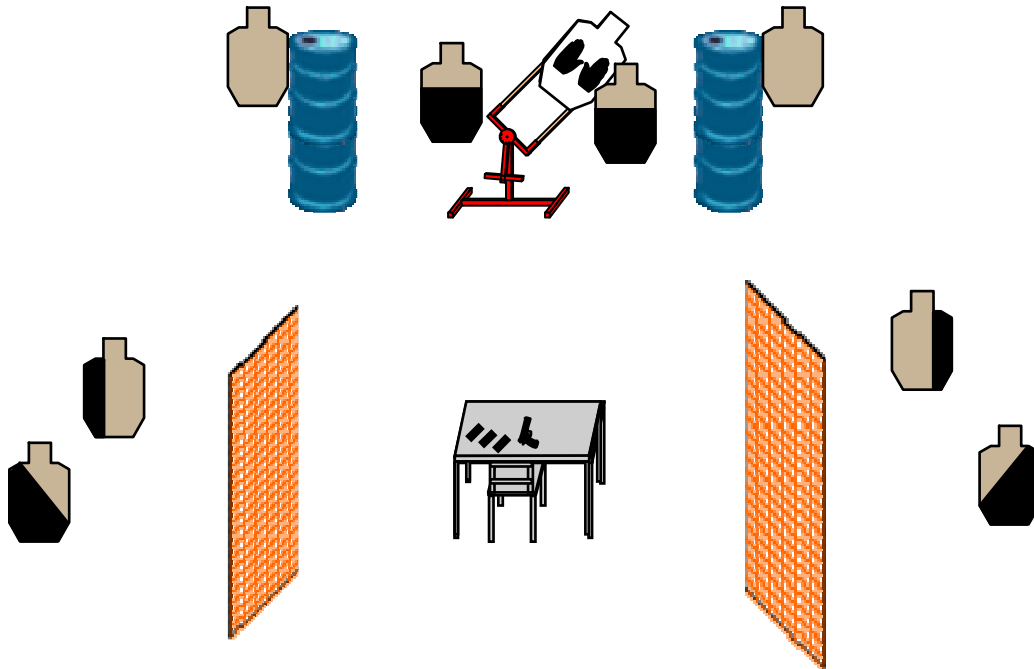
Stage # 1
Bay #

Scenario: Pinned in dinner booth

Gun Ready Condition: Unloaded in box start all ammo on table.

Stage Procedure: Start with rope in hand pull rope. Get gun from box load and any ammo engage all targets 2 scored rounds.

STRINGS: 1
SCORING: unlimited
TARGETS: 8
SCORED HITS: 16
CONCEALMENT: yes



WALKING THE DOG

RULES: IDPA RULES

COURSE DESIGNER: R WATKINS

START POSITION: STANDING AT P1 WITH A LEASH IN YOUR WEAK HAND

SCENARIO: YOU ARE WALKING YOUR DOG AND A GANG OF MISCREANTS ATTACKS YOU USING INNOCENTS AS A SHIELD.

PROCEDURE: DROP THE LEASH AND DRAW AND FIRE 2 ROUNDS WITH STRONG HAND AT T1 AND FREESTYLE AT T2 WHILE BACKING UP. MOVE TO P2 AND ENGAGE T3 AND T4 THROUGH THE WINDOW WITH 2 ROUNDS EACH AND THEN MOVE TO P3 AND ENGAGE T5 AND T6 WITH 2 ROUNDS EACH.

SCORING:

ROUND COUNT: 12

TARGETS: 06

DISTANCE: 5YDS+/- T1-T4; 3YDS T5,6

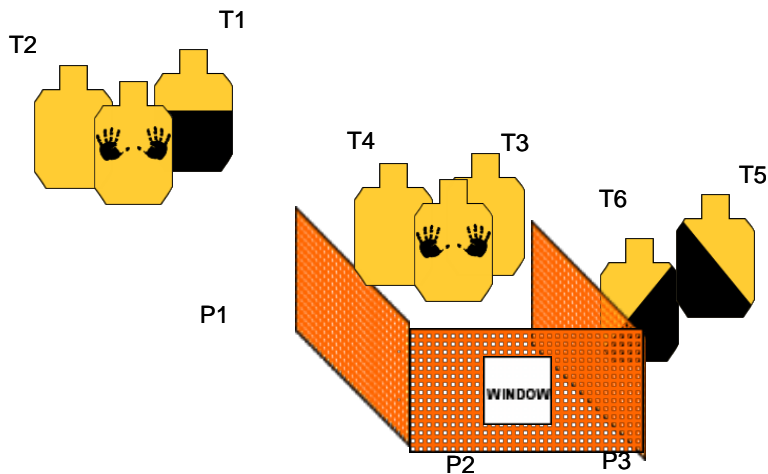
SCORED HITS:

START/STOP:

PENALTIES:

CONCEALMENT: Yes

NOTES:



TITLE

Scoring: Unlimited

Round Count: 15

Concealment: Required

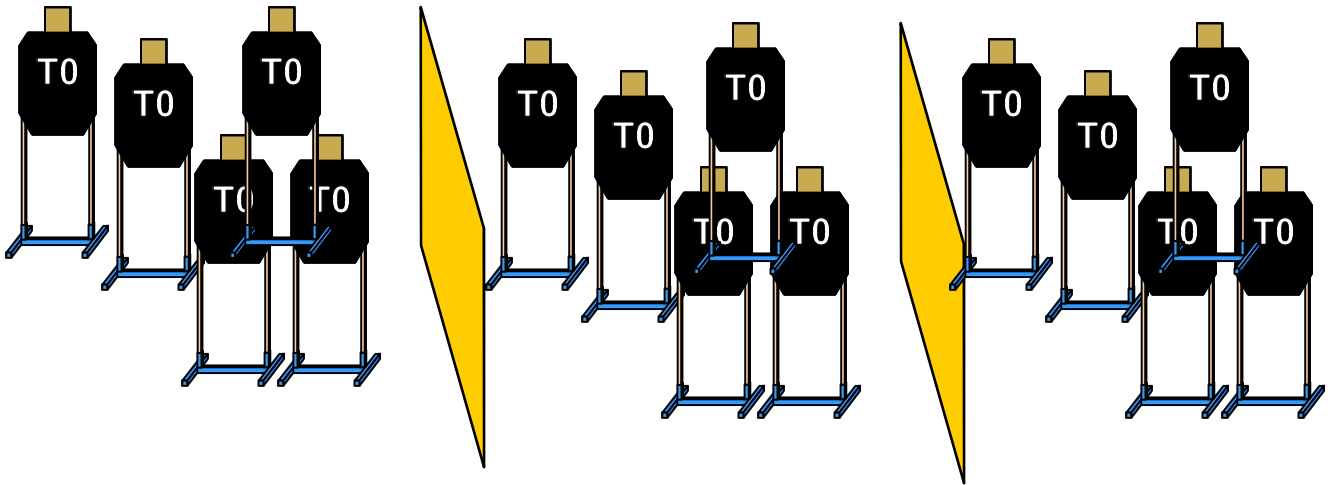
Scenario: Head shot practice

Start Position: Starting at 7 yard line pistol loaded div capacity in weak hand 45 degree pointed down.

Stage Procedure: engage left quadrant targets only with 1 scored round to head. Move to 8.5 yard line engage center group strong hand only, move to 10 yard engage right group freestyle. It is declared for this stage make ups can be done only in the section with the declared method for that section. Use this opportunity to practice that style of shooting called for in the section. Setup up crew please use saved shot up targets in the connex.

Scoring: Start: Audible Stop: Last Shot

Muzzle Safe Point: 180 degrees from back of bay



WEST HOUSTON IDPA



Stage # 2
Bay # hoffner

Scenario: Practice on various steel

Gun Ready Condition: loaded holstered div capacity

STRINGS: 1
SCORING: unlimited
TARGETS: 10
SCORED HITS:10
CONCEALMENT: yes

Stage Procedure: From the shooting box knock over the various steel.

